



Fallskjermseksjonen

Aerodyne softlinks

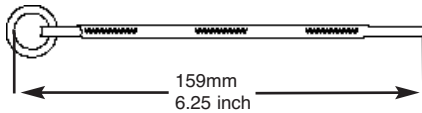
Etter forespørsel fra Materiellsjefen har F/NLF mottatt en materiellteknisk bulletin fra Aerodyne som beskriver hvordan fabrikantens softlinks for hovedskjerm og reserveskjerm skal monteres og som er godkjent for bruk i Norge. Merk at det er forskjeller på reserve- og hovedskjermenes softlinks. Se den Aerodyne's materielltekniske bulletin med monteringsanvisningene nedenfor!



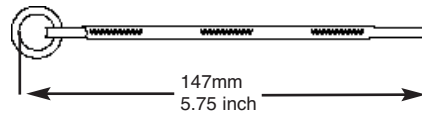
TB005 TECHNICAL BULLETIN

Soft Links Installation Ver 05/2004

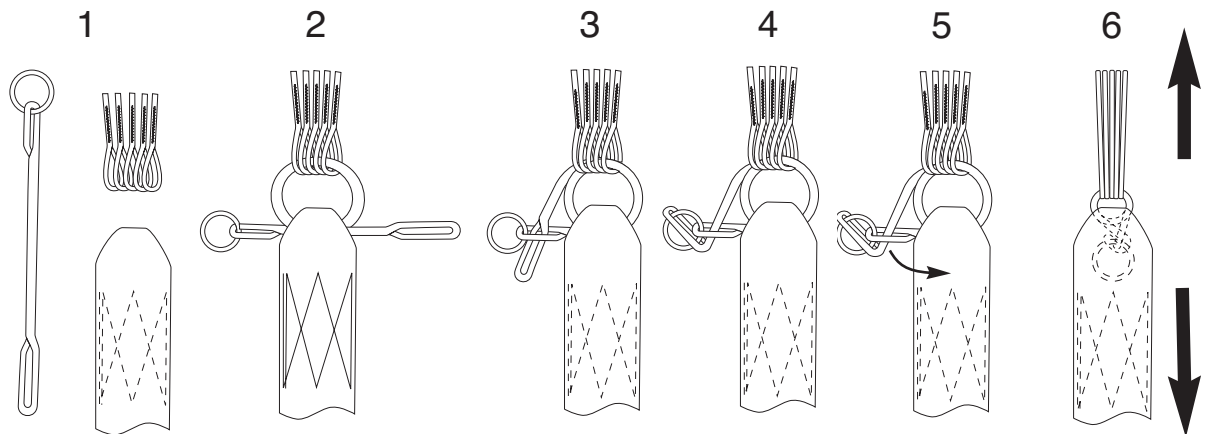
Soft link for Reserve canopies.
PN: P 1487-01



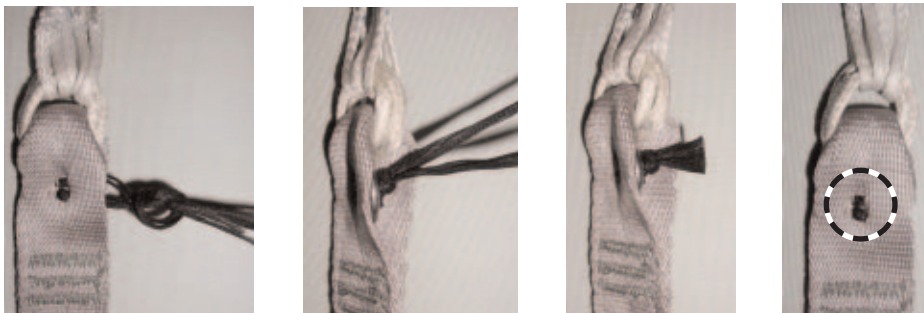
Soft link for Main canopies.
PN: P 1487-00



Installation procedure on front and rear Reserve and Main risers:



Secure the Soft Link ring in the webbing pocket, and hand tack as shown.



Knot type below

